

# 2010 AGB Survey of Board Professionals

1. What is your institution type?			
		Response Percent	Response Count
Public Institution		30.9%	124
Private/Independent Institution		64.6%	259
Institutionally-related Foundation		4.5%	18
<b>answered question</b>			<b>401</b>
<b>skipped question</b>			<b>31</b>

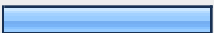

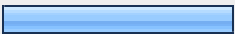









2. The number of Trustees currently serving on your board is:				
		Response Average	Response Total	Response Count
Voting		26.18	10,393	397
Non-voting		5.13	1,544	301
<b>Total</b>		<b>29.90</b>	<b>11,034</b>	<b>369</b>
<b>answered question</b>				<b>400</b>
<b>skipped question</b>				<b>32</b>

3. Among the total number of trustees, how many are designated as:					
Please select number					
	0	1	2	3	4 or more
Student representatives	60.3% (231)	25.3% (97)	8.9% (34)	2.9% (11)	2.6% (10)
Faculty representatives	72.0% (275)	17.8% (68)	6.5% (25)	1.6% (6)	2.1% (8)
Alumni representatives	44.1% (172)	26.9% (105)	5.4% (21)	5.1% (20)	18.5% (72)
<b>answered question</b>					<b>400</b>
<b>skipped question</b>					<b>32</b>

4. How many times did the full board meet in the last twelve months?			
	Response Average	Response Total	Response Count
#	4.63	1,853	400
	<i>answered question</i>		400
	<i>skipped question</i>		32

5. On average, how many hours does a full board meeting take?			
	Response Average	Response Total	Response Count
#	5.68	2,278	401
	<i>answered question</i>		401
	<i>skipped question</i>		31

6. Please indicate the months in which the board typically meets. (Check all that apply)

		Response Percent	Response Count
January		31.2%	126
February		48.0%	194
March		34.4%	139
April		30.7%	124
May		56.2%	227
June		35.1%	142
July		16.6%	67
August		12.6%	51
September		36.4%	147
<b>October</b>		<b>61.4%</b>	<b>248</b>
November		28.7%	116
December		29.2%	118
<i>answered question</i>			<b>404</b>
<i>skipped question</i>			<b>28</b>

**7. Please indicate the days of the week that comprise a typical board meeting (including committee meetings).  
(Check all that apply)**

	Response Percent	Response Count
Sunday <input type="checkbox"/>	1.7%	7
Monday <input type="checkbox"/>	9.2%	37
Tuesday <input type="checkbox"/>	10.9%	44
Wednesday <input type="checkbox"/>	21.8%	88
Thursday <input type="checkbox"/>	52.6%	212
<b>Friday <input type="checkbox"/></b>	<b>63.8%</b>	<b>257</b>
Saturday <input type="checkbox"/>	30.0%	121
No typical pattern <input type="checkbox"/>	4.7%	19
<b>answered question</b>		<b>403</b>
<b>skipped question</b>		<b>29</b>















**8. Are any committee meetings held in conjunction with board meetings?**



	Response Percent	Response Count
No (skip to #11) <input type="checkbox"/>	21.7%	87
Yes <input type="checkbox"/>	<b>78.3%</b>	<b>314</b>
<b>answered question</b>		<b>401</b>
<b>skipped question</b>		<b>31</b>

**9. If yes, how many committees typically meet in conjunction with full board meetings?**

	Response Average	Response Total	Response Count
#	5.82	1,829	314
<b>answered question</b>			<b>314</b>
<b>skipped question</b>			<b>118</b>









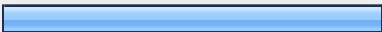





**10. What are the committees that meet in conjunction with full board meetings? (Pick the closest in name to your committees or use "other")**





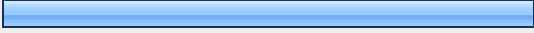

		Response Percent	Response Count	
Academic Affairs		71.4%	227	
Audit		48.4%	154	
Buildings & Grounds		42.5%	135	
Compensation		11.0%	35	
Development/Advancement		68.9%	219	
Education/Academic and Student Affairs Combined		26.1%	83	
Enrollment		23.6%	75	
Executive		34.9%	111	
<b>Finance/Budget</b>		<b>82.1%</b>	<b>261</b>	
Investment		35.8%	114	
Personnel		8.5%	27	
Public, Government or Legislative Relations		6.3%	20	
Student Affairs/Campus Life		55.0%	175	
Trustees/Nominating/Governance		48.7%	155	
	Other (please specify)		128	
			<b>answered question</b>	<b>318</b>
			<b>skipped question</b>	<b>114</b>

11. Do any committees typically meet between board meetings?			Response Percent	Response Count
No (skip to #13)			18.7%	74
Yes			81.3%	322
<i>answered question</i>				396
<i>skipped question</i>				36

12. If yes, how many committees meet typically between board meetings?				
		Response Average	Response Total	Response Count
#		4.03	1,303	323
<i>answered question</i>				323
<i>skipped question</i>				109



13. What committees meet between board meetings? (pick the closest in name to your committees or use "other")







		Response Percent	Response Count	
Academic Affairs		21.3%	72	
Audit		50.3%	170	
Buildings & Grounds		25.1%	85	
Compensation		15.4%	52	
Development/Advancement		30.5%	103	
Education/Academic and Student Affairs Combined		8.3%	28	
Enrollment		6.2%	21	
<b>Executive</b>		<b>62.1%</b>	<b>210</b>	
Finance/Budget		57.4%	194	
Investment		45.0%	152	
Personnel		5.9%	20	
Public, Government or Legislative Relations		4.4%	15	
Student Affairs/Campus Life		12.1%	41	
Trustees/Nominating/Governance		50.3%	170	
	Other (please specify)		72	
			<b>answered question</b>	<b>338</b>
			<b>skipped question</b>	<b>94</b>





14. What support do you provide for committee meetings? (Check all that apply)			
		Response Percent	Response Count
Agenda planning		81.9%	322
Committee chair support		74.3%	292
<b>Meetings logistics</b>		<b>91.9%</b>	<b>361</b>
Minutes		76.8%	302
Attend		80.7%	317
Participate		37.9%	149
<i>answered question</i>			<b>393</b>
<i>skipped question</i>			<b>39</b>



15. What was the total number of committee meetings that your board held during the past twelve months?				
		Response Average	Response Total	Response Count
#		25.53	9,753	382
<i>answered question</i>				<b>382</b>
<i>skipped question</i>				<b>50</b>





16. What is your title?		Response Count
		401
<i>answered question</i>		<b>401</b>
<i>skipped question</i>		<b>31</b>



17. Are you a full-time employee?		
	Response Percent	Response Count
No 	5.7%	23
Yes 	94.3%	378
<i>answered question</i>		401
<i>skipped question</i>		31

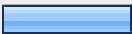

18. How much of your time is devoted to board matters?		
	Response Percent	Response Count
0% - Please stop survey here 	0.7%	3
1-24% 	19.2%	77
<b>25-49%</b> 	<b>33.9%</b>	<b>136</b>
50-74% 	24.4%	98
75-99% 	12.0%	48
100% 	9.7%	39
<i>answered question</i>		401
<i>skipped question</i>		31

19. To whom do you officially report?			Response Percent	Response Count
Board chair			7.0%	25
<b>Chief executive</b>			<b>61.3%</b>	<b>220</b>
Both board chair and chief executive			27.3%	98
Board secretary/Chief board professional			4.5%	16
		Other (please specify)		58
		<b>answered question</b>		<b>359</b>
		<b>skipped question</b>		<b>73</b>

20. Do you function as a corporate officer on behalf of the board or the institution/foundation?			Response Percent	Response Count
No			59.5%	238
Yes			40.5%	162
		<b>answered question</b>		<b>400</b>
		<b>skipped question</b>		<b>32</b>





21. How many years have you held your current position?			Response Percent	Response Count
Three years or less			24.3%	97
<b>4-9 years</b>			<b>38.3%</b>	<b>153</b>
10-15 years			22.5%	90
More than 15 years			15.0%	60
		<b>answered question</b>		<b>400</b>
		<b>skipped question</b>		<b>32</b>

22. Do you oversee budgets in support of the board's function?		
	Response Percent	Response Count
No 	38.7%	154
Yes 	61.3%	244
If yes, what is the size of the budget you manage for board-related expenditures?		168
<i>answered question</i>		<b>398</b>
<i>skipped question</i>		<b>34</b>

23. In addition to your work in support of the board, do you hold other titles and/or have other responsibilities within the institution?		
	Response Percent	Response Count
No 	19.2%	76
Yes 	80.8%	319
If yes, what other title(s) do you hold?		273
<i>answered question</i>		<b>395</b>
<i>skipped question</i>		<b>37</b>

24. If yes to question 23, what are your additional responsibilities?		Response Count
		311
<i>answered question</i>		<b>311</b>
<i>skipped question</i>		<b>121</b>

25. What position did you hold prior to becoming a board professional?		Response Count
		370
	<i>answered question</i>	370
	<i>skipped question</i>	62



26. How did you become the board professional for your institution?		Response Percent	Response Count
Recruited from within the institution		58.8%	234
Identified and recruited as the result of a regional search		11.8%	47
Identified and recruited as the result of a national search		5.8%	23
Other		23.6%	94
	<i>answered question</i>		398
	<i>skipped question</i>		34

**27. Please select your highest level of responsibility for each of the following activities:**


<b>Please select</b>			
	<b>Responsible for</b>	<b>Participate in</b>	<b>Not responsible</b>
Plan and manage board meetings	<b>66.3% (265)</b>	32.3% (129)	1.5% (6)
Develop the agenda for board meetings	35.6% (142)	<b>59.9% (239)</b>	4.5% (18)
Provide staff support for board meetings	<b>81.8% (329)</b>	14.4% (58)	3.7% (15)
Train individuals to provide support for board meetings	<b>50.8% (202)</b>	13.8% (55)	35.4% (141)
Draft board meeting minutes	<b>76.1% (306)</b>	11.7% (47)	12.2% (49)
Review, edit, approve draft minutes for publication	<b>60.3% (241)</b>	31.0% (124)	8.8% (35)
Draft items for board action (resolutions, etc.)	45.3% (182)	<b>46.3% (186)</b>	8.5% (34)
Review, revise, codify board policy, resolutions, votes, etc.	35.5% (142)	<b>50.5% (202)</b>	14.0% (56)
Manage the review and revision of bylaws and other governance documents	36.3% (146)	<b>46.0% (185)</b>	17.7% (71)
Manage storage and retrieval system for board documents	<b>77.4% (311)</b>	17.4% (70)	5.2% (21)
Propose board or institutional initiatives	7.0% (28)	<b>55.0% (220)</b>	38.0% (152)
Plan and manage board committee meetings	33.8% (134)	<b>55.9% (222)</b>	10.3% (41)
Develop agenda for board committee meetings	17.6% (70)	<b>62.1% (247)</b>	20.4% (81)
Provide staff support for board committee meetings	<b>43.6% (175)</b>	34.2% (137)	22.2% (89)
Train individuals to provide support for committee meetings	30.8% (123)	26.6% (106)	<b>42.6% (170)</b>







Draft board committee meeting minutes	<b>41.1% (165)</b>	26.4% (106)	32.4% (130)
Review, edit, and approve draft committee minutes for publication	36.9% (147)	<b>37.9% (151)</b>	25.1% (100)
Identify or recruit new board members	2.2% (9)	38.9% (156)	<b>58.9% (236)</b>
Plan orientation or orient new board members	41.1% (165)	<b>49.9% (200)</b>	9.0% (36)
Coordinate ongoing education for board members	18.7% (75)	<b>52.9% (212)</b>	28.4% (114)
Oversee board self-assessment process	19.0% (76)	<b>45.5% (182)</b>	35.5% (142)
Draft speeches and other remarks for board members	19.0% (76)	29.4% (118)	<b>51.6% (207)</b>
Manage correspondence on behalf of board members	37.7% (151)	<b>42.6% (171)</b>	19.7% (79)
Manage the board Website and Web-based communication	<b>38.4% (153)</b>	30.2% (120)	31.4% (125)
Oversee the management of the board Website and Web-based communication	<b>45.7% (182)</b>	20.1% (80)	34.2% (136)
Coordinate board retreats and other events	<b>59.6% (239)</b>	35.7% (143)	4.7% (19)
Oversee the coordination of board retreats and other events	<b>59.1% (236)</b>	30.6% (122)	10.3% (41)
Plan and staff off-site trustee retreats	<b>50.9% (204)</b>	32.2% (129)	17.0% (68)
Manage the planning and staffing of off-site retreats and events	<b>53.8% (213)</b>	29.5% (117)	16.7% (66)
Authorize use of corporate seal	<b>40.4% (162)</b>	19.7% (79)	39.9% (160)
Staff/support presidential/CEO search committee	25.1% (100)	31.8% (127)	<b>43.1% (172)</b>
Staff/support senior administrative officer search efforts	12.1% (48)	38.8% (154)	<b>49.1% (195)</b>
Serve as liaison between the board and legal counsel	19.3% (77)	36.8% (147)	<b>44.0% (176)</b>

Serve as legal counsel	3.3% (13)	1.8% (7)	<b>95.0% (379)</b>
Serve as liaison between institution and former trustees	34.3% (136)	<b>46.5% (184)</b>	19.2% (76)
Serve as liaison between the board and faculty, students, and/or alumni	29.1% (117)	<b>48.3% (194)</b>	22.6% (91)
Serve on university-wide committees	14.0% (56)	<b>51.3% (205)</b>	34.8% (139)
Coordinate the presidential/CEO assessment process	10.0% (40)	37.0% (148)	<b>53.0% (212)</b>
Coordinate the presidential/CEO compensation review	6.3% (25)	22.0% (88)	<b>71.8% (287)</b>
Secure tickets or reservations for sports or other campus events for board members	33.3% (133)	33.3% (133)	<b>33.5% (134)</b>
Provide other services to trustees (e.g. arrange travel)	<b>40.1% (161)</b>	34.9% (140)	24.9% (100)
Advise on governance best practices	16.3% (65)	<b>45.2% (180)</b>	38.4% (153)
			<b>answered</b>
			<b>skipped</b>



28. Do you serve as a member of the chief executive's cabinet?			
		Response Percent	Response Count
No		51.8%	207
Yes		48.3%	193
<b>answered question</b>			<b>400</b>
<b>skipped question</b>			<b>32</b>

29. Please describe other significant board-related responsibilities not mentioned above:		Response Count
		60
	<i>answered question</i>	<b>60</b>
	<i>skipped question</i>	<b>372</b>





30. Do you perform similar staffing for institutional governance groups other than the board and its committees?		Response Percent	Response Count
No		77.6%	311
Yes		22.4%	90
If yes, please name the group(s) or organization(s) below. (Examples might include the university senate or equivalent academic governance body, administrative bodies such as professional staff council, president's cabinet, etc.)			90
	<i>answered question</i>		<b>401</b>
	<i>skipped question</i>		<b>31</b>

31. What is your highest level of education?		Response Percent	Response Count
Associate's degree		15.2%	52
<b>Baccalaureate</b>		<b>34.8%</b>	<b>119</b>
Master's (other than business or law)		23.7%	81
Law		7.6%	26
Business		6.1%	21
Doctorate		12.6%	43
	Other (please specify)		63
	<i>answered question</i>		<b>342</b>
	<i>skipped question</i>		<b>90</b>

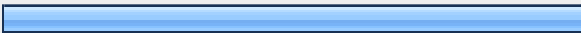





**32. What is your gender?**

	Response Percent	Response Count
Male 	16.2%	65
Female 	83.8%	336
<i>answered question</i>		<b>401</b>
<i>skipped question</i>		<b>31</b>

**33. What is your age?**

	Response Percent	Response Count
Under 30 	2.7%	11
30-39 	8.7%	35
40-49 	26.4%	106
<b>50-59</b> 	<b>40.6%</b>	<b>163</b>
Over 59 	21.4%	86
<i>answered question</i>		<b>401</b>
<i>skipped question</i>		<b>31</b>

**34. What is your race/ethnicity?**

	Response Percent	Response Count
<b>Caucasian</b> 	<b>87.6%</b>	<b>347</b>
African-American/Black 	5.6%	22
Asian/Pacific Islander 	1.5%	6
Hispanic 	2.8%	11
Multi-racial 	0.5%	2
Prefer not to respond 	2.0%	8
Other (please specify)		5
<b>answered question</b>		<b>396</b>
<b>skipped question</b>		<b>36</b>


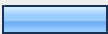
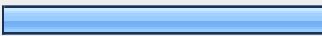
**35. How many people in your office principally work on board matters (including yourself)?**

	Response Average	Response Total	Response Count
Assistants or support staff	1.35	437	323
Technical support staff	0.82	133	162
<b>Professional/administrative staff</b>	<b>1.61</b>	<b>513</b>	319
Other	0.76	53	70
<b>answered question</b>			<b>393</b>
<b>skipped question</b>			<b>39</b>



**36. How many people do you supervise?**

	Response Count
	392
<b>answered question</b>	<b>392</b>
<b>skipped question</b>	<b>40</b>


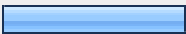
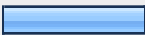






37. If you are an officer of the college or university, is someone officially designated to act on your behalf when you are not in the office?

	Response Percent	Response Count
No 	35.9%	140
Yes 	15.6%	61
Not applicable 	48.5%	189
If yes, who serves in your absence?		54
	<b>answered question</b>	<b>390</b>
	<b>skipped question</b>	<b>42</b>

38. Are you regarded as the highest ranking board professional at your institution?

	Response Percent	Response Count
Yes 	65.1%	252
No 	34.9%	135
If no, what is the title of the highest ranking board professional?		104
	<b>answered question</b>	<b>387</b>
	<b>skipped question</b>	<b>45</b>


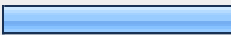



**39. We are interested in gathering data on the range of salaries for board professionals. Within which range does your salary fall?**

		Response Percent	Response Count
Below \$40,000		13.2%	51
<b>\$40,000 - \$59,999</b>		<b>27.3%</b>	<b>105</b>
\$60,000 - \$79,999		21.3%	82
\$80,000 - \$99,999		14.5%	56
\$100,000 - \$124,999		10.1%	39
\$125,000 - \$149,999		4.7%	18
\$150,000 - \$174,999		2.6%	10
\$175,000 - \$200,000		3.1%	12
Over \$200,000		3.1%	12
		<b><i>answered question</i></b>	<b>385</b>
		<b><i>skipped question</i></b>	<b>47</b>








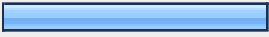

**40. In addition to salary, please indicate which of the following perquisites are provided to you. (Check all that apply)**

		Response Percent	Response Count
Automobile or automobile allowance	<input type="checkbox"/>	4.2%	14
Club membership (private, non-university)	<input type="checkbox"/>	2.1%	7
Expense and/or entertainment allowance	<input type="checkbox"/>	10.7%	36
Mobile phone	<input type="checkbox"/>	51.5%	173
Travel allowance	<input type="checkbox"/>	32.7%	110
Professional development allowance	<input type="checkbox"/>	40.2%	135
Supplemental life insurance	<input type="checkbox"/>	33.9%	114
Supplemental retirement contributions	<input type="checkbox"/>	42.3%	142
<b>Free or reduced tuition for yourself</b>	<input type="checkbox"/>	<b>74.7%</b>	<b>251</b>
Free or reduced tuition for children or other family members	<input type="checkbox"/>	71.4%	240
Other perquisites (excluding health insurance, dental insurance, leave, and other benefits routinely provided to other employees)			49
<b>answered question</b>			<b>336</b>
<b>skipped question</b>			<b>96</b>






41. Using the descriptions above, please indicate the description that most closely matches your current position within the institution.

		Response Percent	Response Count
Secretary to the Board and Secretary to the President		19.9%	73
<b>Secretary to the Board and Presidential Assistant</b>		<b>34.6%</b>	<b>127</b>
Secretary of the Board - Administrative Officer		21.3%	78
Secretary of the Board or Corporate Secretary		13.4%	49
Assistant to the Board		10.9%	40
	Other (please specify)		44
<b>answered question</b>			<b>367</b>
<b>skipped question</b>			<b>65</b>





**42. In recent years, in what ways has the board professional position become more complex at your institution?  
(Check all that apply)**

		Response Percent	Response Count
Increased competencies in board governance needed		54.4%	193
Increased levels of documentation requested by board		56.3%	200
Increased number of policies and review process		56.1%	199
Increased levels of transparency		55.5%	197
Increased requests from public for information		16.3%	58
<b>Increased expectations</b>		<b>60.6%</b>	<b>215</b>
Increased level of board independence		20.8%	74
Increased number of committees of the board		40.0%	142
Increased scrutiny by campus community, media, and/or public		29.3%	104
Other examples of increased complexities in your board's role and expectations of your involvement:			40
		<b><i>answered question</i></b>	<b>355</b>
		<b><i>skipped question</i></b>	<b>77</b>

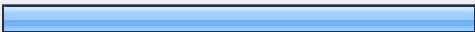

43. Some boards have moved toward “paperless” board meetings, using electronic alternatives such as Websites, board portals, email attachments, and CDs to provide board books to board members (though a few printed items may be provided at board meetings). Which best describes your board? (Answer in regard to board members, not administrators.)

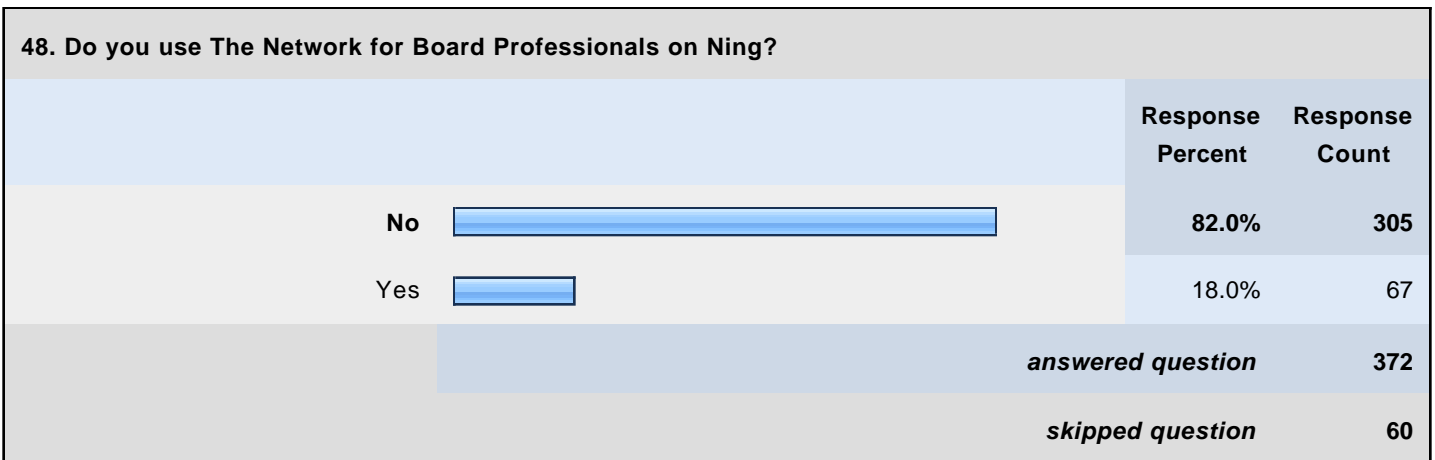

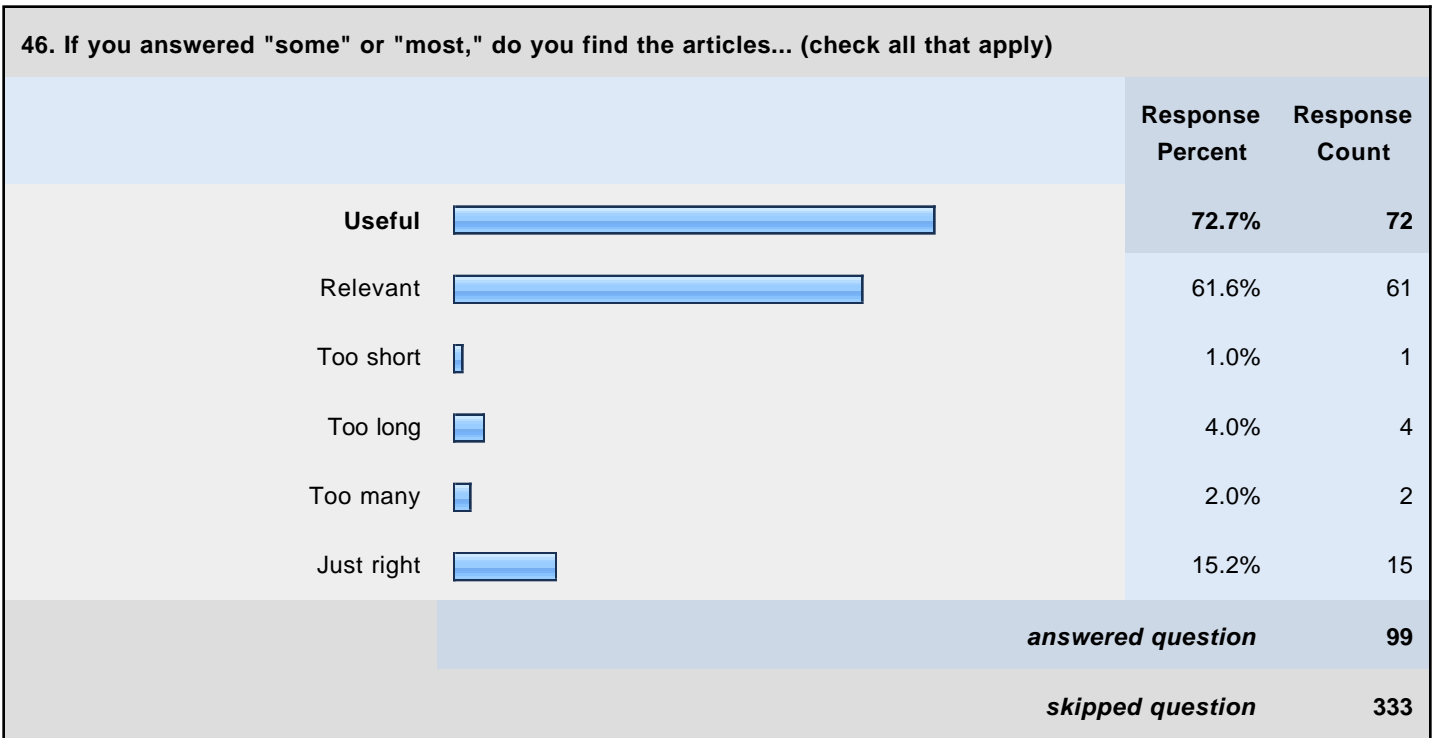
		Response Percent	Response Count
All or almost all of our board members receive a printed board book for each meeting. (skip to question 45)		44.3%	177
All or almost all board members receive both a printed book and electronic access to board materials.		26.5%	106
Most board members get printed board books; some get board books electronically.		5.8%	23
Some board members receive printed board books; most get their materials electronically.		11.5%	46
All or almost all board members receive their board materials only electronically.		12.0%	48
		<b>answered question</b>	<b>400</b>
		<b>skipped question</b>	<b>32</b>



44. If you have made the change to an electronic alternative to printed board books, please tell us what you use:  
(check all that apply)



	Response Percent	Response Count
A homegrown board Website 	56.9%	123
Email attachments or CDs 	46.8%	101
A commercial board portal 	14.4%	31
Other 	8.8%	19
If you use a commercial board portal please identify		44
<b>answered question</b>		<b>216</b>
<b>skipped question</b>		<b>216</b>

45. Do you receive the electronic newsletter "News for Board Professionals"?

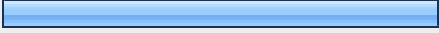




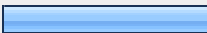














	Response Percent	Response Count
No 	71.5%	284
Yes 	28.5%	113
If yes, please indicate the number of articles you read by entering "None" "Some" or "Most"		115
<b>answered question</b>		<b>397</b>
<b>skipped question</b>		<b>35</b>



49. Do you find the information available through Ning useful?			Response Percent	Response Count
No			51.7%	76
Yes			48.3%	71
			<b>answered question</b>	<b>147</b>
			<b>skipped question</b>	<b>285</b>



50. Do you use the Board Professional's page of AGB's Website?			Response Percent	Response Count
No			62.6%	238
Yes			37.4%	142
If yes, what information or areas are most useful to you?				64
			<b>answered question</b>	<b>380</b>
			<b>skipped question</b>	<b>52</b>

**51. We are interested in learning more about the professional development needs of board professionals. What professional development topics are of greatest interest to you now or within the near future? (Check all that apply)**

		Response Percent	Response Count
<b>Using technology to enhance communication or efficiency</b>		<b>65.8%</b>	<b>246</b>
Board governance		50.8%	190
Presidential search		11.0%	41
Presidential transition		19.3%	72
Presidential compensation		8.0%	30
Conflict of interest		30.7%	115
Basic responsibilities of new board professionals		27.3%	102
Board recruitment, retention and development		36.6%	137
Trustee orientation		61.8%	231
Foundation board and governing board relations		10.2%	38
Board's role in fundraising		24.3%	91
Student trustees		10.7%	40
Legal updates		27.3%	102
Trustee and alumni relations		16.0%	60
Managing the board and/or President's office		57.8%	216
Event planning		31.8%	119
Committee structures and board organization		40.1%	150
Dual reporting: Wearing two hats		33.4%	125
Writing board minutes		52.4%	196
Benchmarking and dashboards for boards		38.0%	142

Other (please specify)	11
<b>answered question</b>	<b>374</b>
<b>skipped question</b>	<b>58</b>

**52. Did you attend the 2010 Workshop for Board Professionals in Orlando?**

	Response Percent	Response Count
Yes 	17.5%	70
No 	82.5%	330
If not, why not?		247
<b>answered question</b>		<b>400</b>
<b>skipped question</b>		<b>32</b>

**53. Comments: Please offer any comments or reflections you would like to add to help us understand your responsibilities and professional interests, and how these may have changed.**

	Response Count
	38
<b>answered question</b>	<b>38</b>
<b>skipped question</b>	<b>394</b>