



























AGB Survey on Executive Committees of Governing Boards

1. Please describe your institution. Check Control (Public System, Public Single Institution or Private College or University) AND Type (Two-Year, Four-Year or Other):				
			Response Percent	Response Count
Public System			11.6%	57
Public, Single Institution			12.2%	60
Private College or University			71.6%	351
AND Two-Year			3.9%	19
AND Four-Year			47.6%	233
AND Other (please specify)			16.1%	79
			<i>answered question</i>	490
			<i>skipped question</i>	9





2. How many voting members currently serve on your institution's governing board?				
			Response Percent	Response Count
1-8			5.9%	29
9-16			20.6%	101
17-24			16.5%	81
25-32			22.8%	112
33-40			21.0%	103
41-48			6.3%	31
49 or more			3.1%	15
			Comments:	258
			<i>answered question</i>	491
			<i>skipped question</i>	8

3. How many meetings of the full governing board are typically scheduled each year?			Response Percent	Response Count
1-3			44.8%	220
4-6			42.4%	208
7-9			6.3%	31
9-12			4.5%	22
More than 12			0.6%	3
Other (please specify)			1.4%	7
			answered question	491
			skipped question	8


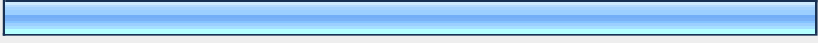
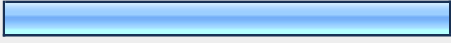




4. Does your board have an executive Committee?			Response Percent	Response Count
yes. If "yes", please continue.			90.3%	449
no. If "no", thank you for participating in this survey. Please skip to the end and check "done" to submit your responses.			9.7%	48
			answered question	497
			skipped question	2

5. How many meetings of the Executive Committee were held during the past 12 months?			Response Percent	Response Count
0			7.9%	34
1-3			38.5%	165
4-6			40.3%	173
7-9			9.8%	42
10-12			3.5%	15
More than 12			0.0%	0
			answered question	429
			skipped question	70


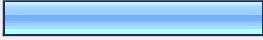




6. How many board members serve on the Executive Committee?		Response Count
		411
		answered question
		411
		skipped question
		88

7. Please indicate the members of the Executive Committee (check all that apply):			Response Percent	Response Count
Chair of the Board			97.9%	422
Chairs of all Board standing committees			66.8%	288
At-large members of the board			43.9%	189
Institution Chief Executive			70.8%	305
Other (please specify)			47.1%	203
			answered question	431
			skipped question	68

8. The primary responsibilities of the Executive Committee include which of the following (check all that apply):

		Response Percent	Response Count
Coordinates the work of the full board		50.1%	216
Meets to address special issues or emergency situations		89.8%	387
Approves large purchases or agreements between board meetings		49.2%	212
Presidential Compensation		44.8%	193
Presidential Assessment		46.2%	199
Strategic Planning Oversight		29.9%	129
Other (please specify)		20.9%	90
		<i>answered question</i>	431
		<i>skipped question</i>	68

9. Which statement do you think best describes the relationship between the board and the executive committee at your institution?

		Response Percent	Response Count
The Executive Committee is hardly ever used.		5.4%	23
The Executive Committee meets infrequently or only for special purposes.		28.4%	122
The Executive Committee meets regularly between board meetings to take care of board business.		44.5%	191
The Executive Committee meets more often than the full board.		9.8%	42
The Executive Committee is the primary decision making body of the board; the full board is not fully engaged or too large for detailed work.		1.6%	7
Other (please specify)		10.3%	44
		<i>answered question</i>	429
		<i>skipped question</i>	70

10. Comments about the Executive Committee:

		Response Count
		81
		<i>answered question</i>
		81
		<i>skipped question</i>
		418