












AGB Survey on Executive Committees of Governing Boards

1. Please describe your institution. Check Control (Public System, Public Single Institution or Private College or University) AND Type (Two-Year, Four-Year or Other):			
		Response Percent	Response Count
Public System		0.0%	0
Public, Single Institution		0.0%	0
Private College or University		100.0%	351
AND Two-Year		3.4%	12
AND Four-Year		51.9%	182
AND Other (please specify)		13.1%	46
		answered question	351
		skipped question	0





2. How many voting members currently serve on your institution's governing board?			
		Response Percent	Response Count
1-8		1.4%	5
9-16		7.1%	25
17-24		17.9%	63
25-32		28.8%	101
33-40		28.2%	99
41-48		8.5%	30
49 or more		4.0%	14
		Comments:	185
		answered question	351
		skipped question	0

3. How many meetings of the full governing board are typically scheduled each year?			Response Percent	Response Count
1-3			58.7%	206
4-6			39.3%	138
7-9			0.0%	0
9-12			0.0%	0
More than 12			0.3%	1
Other (please specify)			1.7%	6
			<i>answered question</i>	351
			<i>skipped question</i>	0


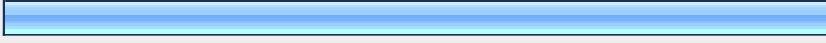
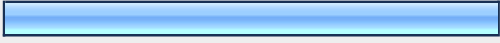




4. Does your board have an executive Committee?			Response Percent	Response Count
yes. If "yes", please continue.			97.4%	342
no. If "no", thank you for participating in this survey. Please skip to the end and check "done" to submit your responses.			2.6%	9
			<i>answered question</i>	351
			<i>skipped question</i>	0

5. How many meetings of the Executive Committee were held during the past 12 months?			Response Percent	Response Count
0			6.6%	22
1-3			39.5%	131
4-6			41.6%	138
7-9			8.7%	29
10-12			3.6%	12
More than 12			0.0%	0
			answered question	332
			skipped question	19


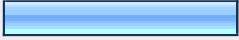




6. How many board members serve on the Executive Committee?		Response Count
		320
		answered question
		320
		skipped question
		31

7. Please indicate the members of the Executive Committee (check all that apply):			Response Percent	Response Count
Chair of the Board			98.5%	328
Chairs of all Board standing committees			72.1%	240
At-large members of the board			46.8%	156
Institution Chief Executive			78.7%	262
Other (please specify)			43.5%	145
			answered question	333
			skipped question	18

8. The primary responsibilities of the Executive Committee include which of the following (check all that apply):

		Response Percent	Response Count
Coordinates the work of the full board		53.2%	177
Meets to address special issues or emergency situations		91.0%	303
Approves large purchases or agreements between board meetings		54.7%	182
Presidential Compensation		46.8%	156
Presidential Assessment		49.5%	165
Strategic Planning Oversight		32.4%	108
Other (please specify)		20.1%	67
		<i>answered question</i>	333
		<i>skipped question</i>	18

9. Which statement do you think best describes the relationship between the board and the executive committee at your institution?

		Response Percent	Response Count
The Executive Committee is hardly ever used.		3.6%	12
The Executive Committee meets infrequently or only for special purposes.		25.7%	85
The Executive Committee meets regularly between board meetings to take care of board business.		48.6%	161
The Executive Committee meets more often than the full board.		11.5%	38
The Executive Committee is the primary decision making body of the board; the full board is not fully engaged or too large for detailed work.		1.8%	6
Other (please specify)		8.8%	29
		<i>answered question</i>	331
		<i>skipped question</i>	20

10. Comments about the Executive Committee:

		Response Count
		62
		<i>answered question</i>
		62
		<i>skipped question</i>
		289