




















AGB Survey on Executive Committees of Governing Boards

1. Please describe your institution. Check Control (Public System, Public Single Institution or Private College or University) AND Type (Two-Year, Four-Year or Other):				
			Response Percent	Response Count
Public System		49.1%	57	
Public, Single Institution		51.7%	60	
Private College or University		0.0%	0	
AND Two-Year		6.0%	7	
AND Four-Year		36.2%	42	
AND Other (please specify)		15.5%	18	
			answered question	116
			skipped question	0

2. How many voting members currently serve on your institution's governing board?				
			Response Percent	Response Count
1-8		19.0%	22	
9-16		59.5%	69	
17-24		12.1%	14	
25-32		3.4%	4	
33-40		0.9%	1	
41-48		0.9%	1	
49 or more		0.9%	1	
			Comments:	58
			answered question	116
			skipped question	0

3. How many meetings of the full governing board are typically scheduled each year?			Response Percent	Response Count
1-3			3.4%	4
4-6			50.9%	59
7-9			25.0%	29
9-12			18.1%	21
More than 12			1.7%	2
Other (please specify)			0.9%	1
			answered question	116
			skipped question	0


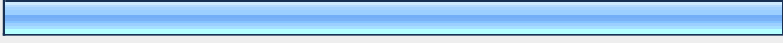
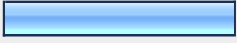




4. Does your board have an executive Committee?			Response Percent	Response Count
yes. If "yes", please continue.			69.8%	81
no. If "no", thank you for participating in this survey. Please skip to the end and check "done" to submit your responses.			30.2%	35
			answered question	116
			skipped question	0

5. How many meetings of the Executive Committee were held during the past 12 months?			Response Percent	Response Count
0			15.4%	12
1-3			30.8%	24
4-6			37.2%	29
7-9			14.1%	11
10-12			2.6%	2
More than 12			0.0%	0
			answered question	78
			skipped question	38


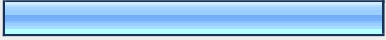




6. How many board members serve on the Executive Committee?		Response Count
		74
		answered question
		74
		skipped question
		42

7. Please indicate the members of the Executive Committee (check all that apply):			Response Percent	Response Count
Chair of the Board			96.2%	76
Chairs of all Board standing committees			44.3%	35
At-large members of the board			32.9%	26
Institution Chief Executive			36.7%	29
Other (please specify)			60.8%	48
			answered question	79
			skipped question	37

8. The primary responsibilities of the Executive Committee include which of the following (check all that apply):

		Response Percent	Response Count
Coordinates the work of the full board		35.4%	28
Meets to address special issues or emergency situations		86.1%	68
Approves large purchases or agreements between board meetings		25.3%	20
Presidential Compensation		38.0%	30
Presidential Assessment		35.4%	28
Strategic Planning Oversight		17.7%	14
Other (please specify)		20.3%	16
		<i>answered question</i>	79
		<i>skipped question</i>	37

9. Which statement do you think best describes the relationship between the board and the executive committee at your institution?

		Response Percent	Response Count
The Executive Committee is hardly ever used.		12.7%	10
The Executive Committee meets infrequently or only for special purposes.		41.8%	33
The Executive Committee meets regularly between board meetings to take care of board business.		26.6%	21
The Executive Committee meets more often than the full board.		1.3%	1
The Executive Committee is the primary decision making body of the board; the full board is not fully engaged or too large for detailed work.		1.3%	1
Other (please specify)		16.5%	13
		<i>answered question</i>	79
		<i>skipped question</i>	37

10. Comments about the Executive Committee:

		Response Count
		12
		<i>answered question</i>
		12
		<i>skipped question</i>
		104